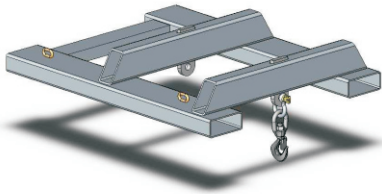


## Type NS-SJW2.5 Forklift Slip-On Jib

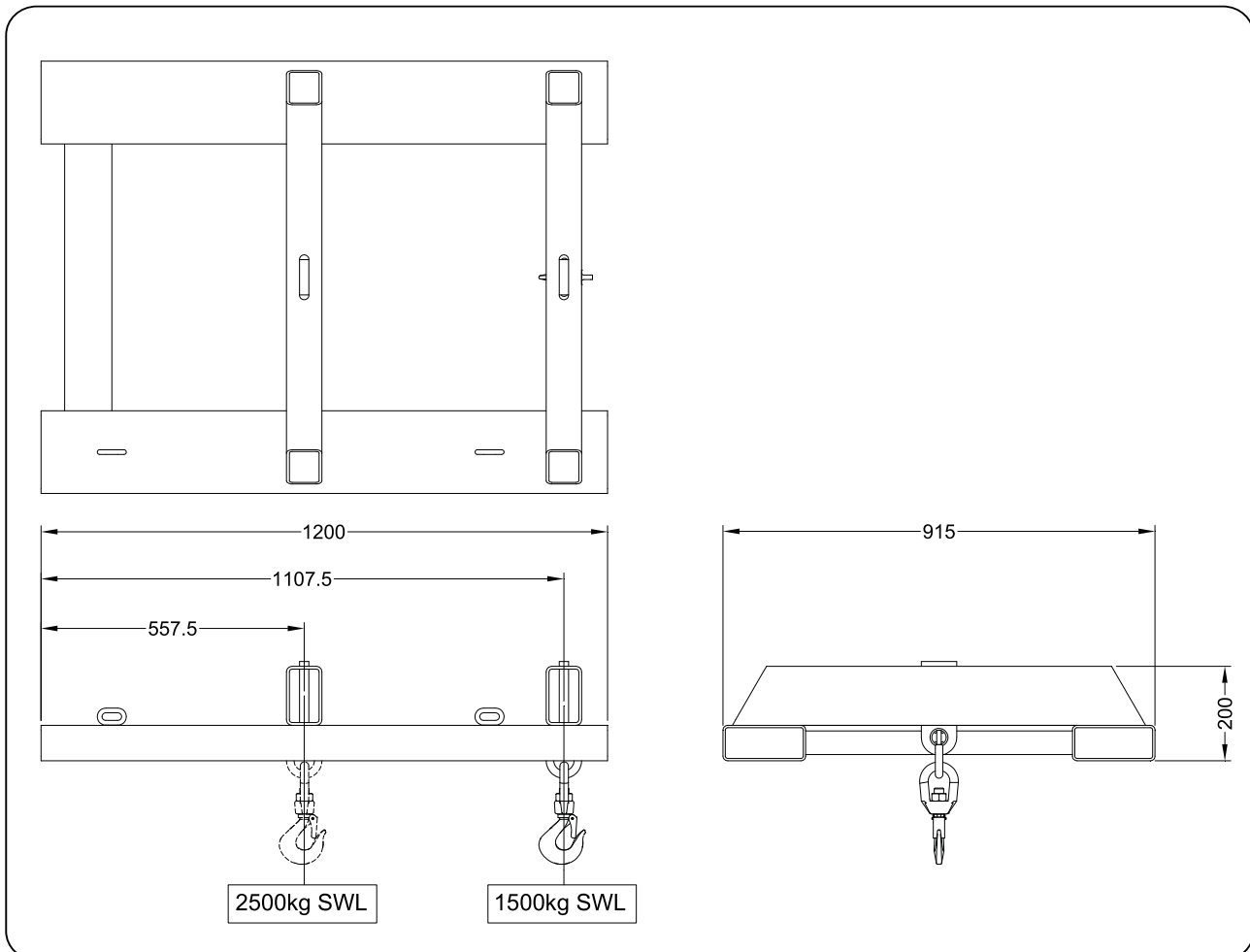
The type NS-SJW2.5 Forklift Slip-on Jib has been designed as a simple Slip-On Jib attachment with 2 hook positions 550mm apart. The inside hook position has an SWL of 2500kg, the outside hook position has an SWL of 1500kg – refer diagram below. This Jib attachment is held to the Forklift by a safety chain and comes complete with a safety swivel hook.



The standard finish on this unit is galvanised.

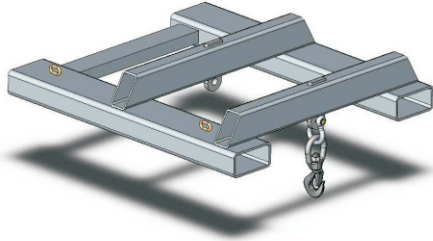
### SPECIFICATIONS:

- Safe Working Load (SWL) 2500kg Max.
- Unit Weight 75kg
- Load Centre 550mm
- Pocket Size 165 x 65
- Pocket Centres 740 mm
- Horizontal C of G 700mm
- Vertical C of G 75mm



## Type NS-SJW4.5 Forklift Slip-On Jib

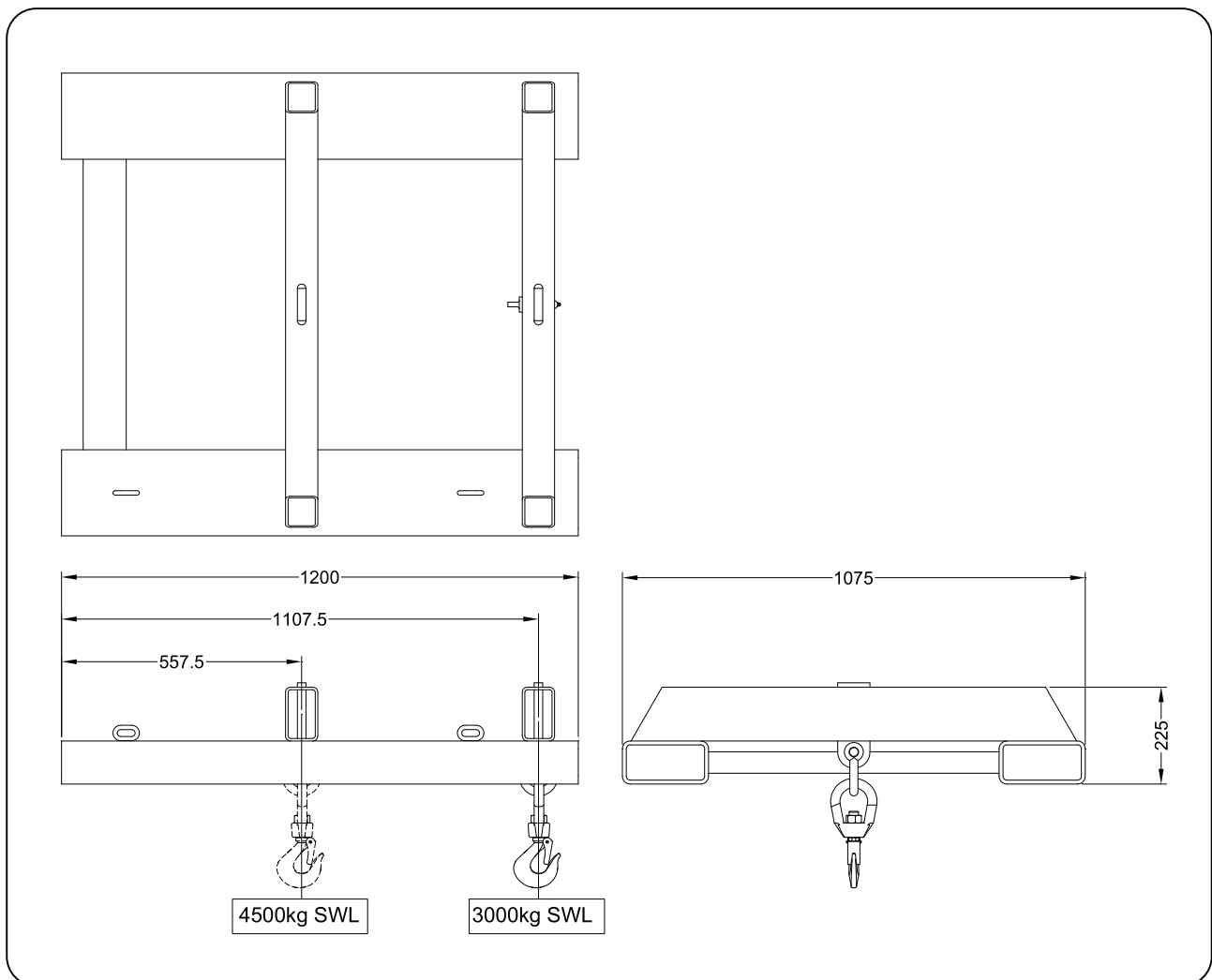
The type NS-SJW4.5 Forklift Slip-on Jib has been designed as a simple Slip-On Jib attachment with 2 hook positions 550mm apart. The inside hook position has an SWL of 4500kg, the outside hook position has an SWL of 3000kg – refer diagram below. This Jib attachment is held to the Forklift by a safety chain and comes complete with a safety swivel hook.



The standard finish on this unit is galvanised.

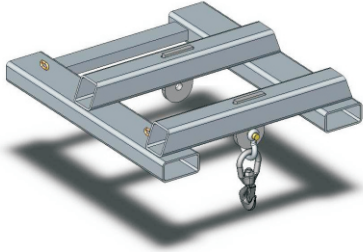
### SPECIFICATIONS:

- Safe Working Load (SWL) 4500kg Max.
- Unit Weight 140kg
- Load Centre 550mm
- Pocket Size 180 x 80
- Pocket Centres 875 mm
- Horizontal C of G 700mm
- Vertical C of G 75mm



## Type NS-SJW7 Forklift Slip-On Jib

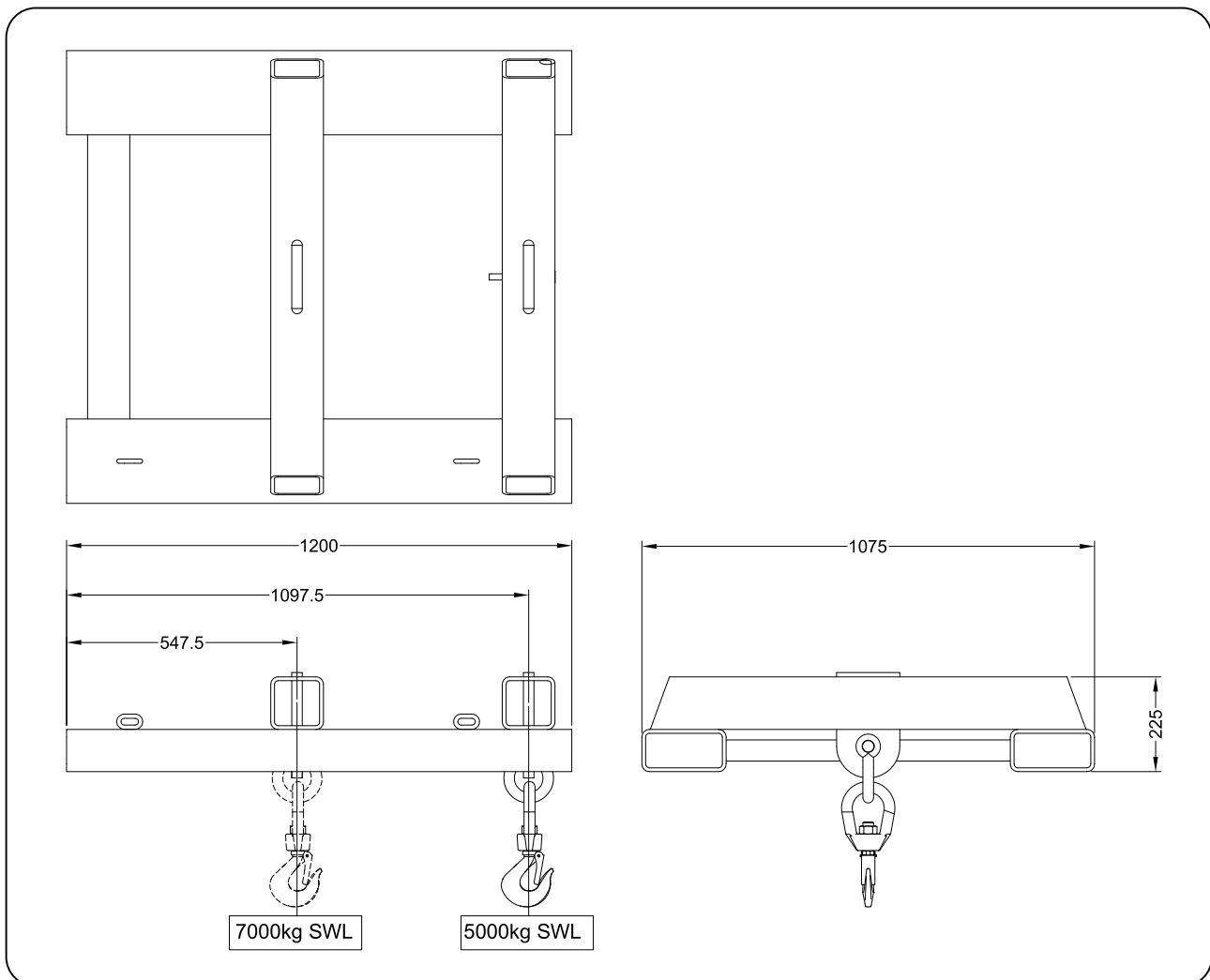
The type NS-SJW7 Forklift Slip-on Jib has been designed as a simple Slip-On Jib attachment with 2 hook positions 550mm apart. The inside hook position has an SWL of 7000kg, the outside hook position has an SWL of 5000kg – refer diagram below. This Jib attachment is held to the Forklift by a safety chain and comes complete with a safety swivel hook.



The standard finish on this unit is galvanised.

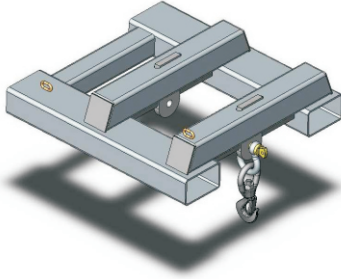
### SPECIFICATIONS:

- Safe Working Load (SWL) 7000kg Max.
- Unit Weight 210kg
- Load Centre 550mm
- Pocket Size 180 x 80
- Pocket Centres 875 mm
- Horizontal C of G 700mm
- Vertical C of G 90mm



## Type NS-SJW11 Forklift Slip-On Jib

The type NS-SJW11 Forklift Slip-on Jib has been designed as a simple Slip-On Jib attachment with 2 hook positions 550mm apart. The inside hook position has an SWL of 11,000kg, the outside hook position has an SWL of 8000kg – refer diagram below. This Jib attachment is held to the Forklift by a safety chain and comes complete with a safety swivel hook.



Available in either galvanised or painted enamel finishes.

### SPECIFICATIONS:

- Safe Working Load (SWL) 11,000kg Max.
- Unit Weight 260kg
- Load Centre 550mm
- Pocket Size 230 x 110
- Pocket Centres 875 mm
- Horizontal C of G 700mm
- Vertical C of G 90mm

